



Clover resilient seated gate valves comply with AS 2638.2 for use in above and below ground potable, non-potable and wastewater applications.

Features

- › High strength and impact resistant body manufactured from ductile iron and EPDM encapsulated gate. Full bore design eliminates potential debris build up.
- › High strength 431 Stainless steel spindle provides excellent corrosion resistance.
- › Thermally bonded polymeric coating for long life corrosion protection.
- › Cast in foot design for stability and safe and easy storage with fixed lifting devices for simple installation.
- › Isolated stainless steel fasteners for corrosion protection.

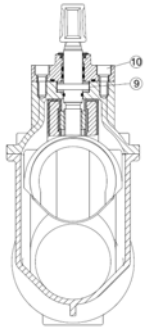
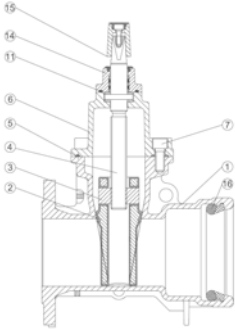
Applications

Suitable for above and below ground potable, non potable and wastewater applications.

Technical Data

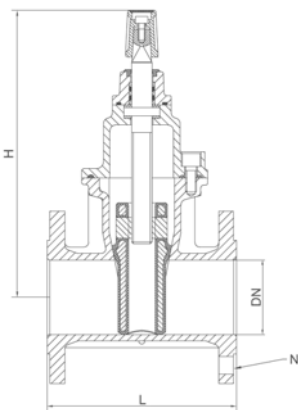
Size Range:	DN50 - DN750
Allowable Operating Pressure:	1600kPa
Maximum Temperature:	40 °
Connections:	Socket, Spigot and Flange AS4087 & AS2129
Certifications:	AS 2638.2 AS/NZS 4020 Product License OMK25731 WSAA Appraisal PA11/21

Components



Item	Part Name	Material
1	Body	Ductile iron AS1831 Fusion coat AS4158
2	Gate	Ductile iron AS1831 EPDM Encapsulated
3	Stem Nut	Aluminium Bronze C95210
4	Spindle	SS ASTM A276
5	Body Gasket	EPDM AS1646
6	Bonnet	Ductile iron AS1831 Fusion coat AS4158
7	Body Bolt	SS ASTM A276
8	Thrust Washer	POM
9	Thrust Collar	DN50-300 POM. DN375+ Alum. Bronze C95210
10	Bonnet Bolt	SS ASTM A276
11	O Ring	NBR AS1646
12	Seal Kit	EPDM AS1646
13	Dust Cover	EPDM AS1646
14	Seal Retainer	Ductile iron AS1831 Fusion coat AS4158
15	Key Cap	Ductile iron AS1831
16	Pipe Seal	EPDM AS1646

Flange PN16



DN	L	H	N	PCD	Turns	Kg	ACC	CC
50*	178	260	4X18	114	13	12	VGFF050	VGFF050C
65*	190	270	4X18	127	17	15	VGFF065	VGFF065C
80	203	310	4X18	146	21	19	VGFF080	VGFF080C
100	229	340	4X18	178	21	24	VGFF100	VGFF100C
150	267	450	8x18	235	32	45	VGFF150	VGFF150C
200	292	580	8X18	292	35	68	VGFF200	VGFF200C
225	305	670	8X18	324	43	90	VGFF225	VGFF225C
250	330	670	8X22	356	43	95	VGFF250	VGFF250C
300	356	780	12X22	406	44	140	VGFF300	VGFF300C
375	381	885	12X26	495	55	235	VGFF375	VGFF375C
450	432	1100	12X26	584	58	395	VGFF450	VGFF450C
500	457	1200	16X26	641	64	510	VGFF500	VGFF500C
600	508	1365	16X30	756	68	780	VGFF600	VGFF600C
750	610	1720	20X33	927	475 [†]	1350	VGFF750	VGFF750C

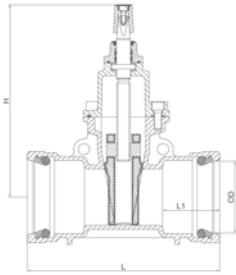
Flanges to AS4087 Fig B7 PN25.

*AS2129 Table E

[†] Gearbox

Optional AS2129 Table E flanges also available.

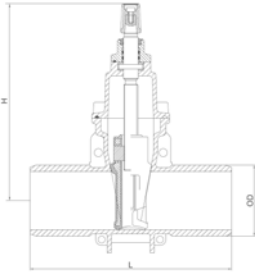
Socket PN16



DN	L	H	OD	L1	Turns	Kg	ACC	CC
100	410	340	122	135	21	24	VGSS100	VGSS100C
150	463	450	177	150	32	46	VGSS150	VGSS150C
200	556	580	232	170	35	71	VGSS200	VGSS200C
225	477	670	259	135	43	86	VGSS225	VGSS225C
250	482	670	286	144	43	92	VGSS250	VGSS250C
300	520	780	345	146	44	138	VGSS300	VGSS300C
375	600	985	426	172	55	240	VGSS375	VGSS375C

Sockets suit AS/NZS 2280 Series 1 & 2 seals.

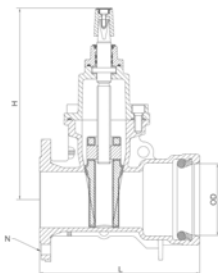
Spigot PN16



DN	L	H	OD	Turns	Kg	ACC	CC
100	345	340	122	21	23	VGPP100	VGPP100C
150	365	450	177	32	45	VGPP150	VGPP150C

Spigots to AS/NZS 2280 Series 2 dimensions.

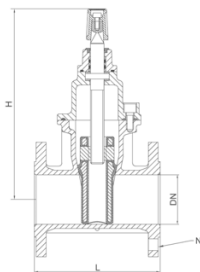
Socket Flange PN16



DN	L	H	N	PCD	OD	Turns	Kg	ACC	CC
100	320	340	4X18	114	122	21	24	VGSF100	VGSF100C
150	365	450	8X18	127	177	32	46	VGSF150	VGSF150C

Sockets suit AS/NZS 2280 Series 1 & 2 seals. Flange to AS4087 Fig B5.

Flange PN25



DN	L	H	N	PCD	Turns	Kg	ACC	CC
80	203	225	8X18	165	21	23	VGFF080F25	VGFF080F25C
100	229	340	8X18	191	21	30	VGFF100F25	VGFF100F25C
150	267	450	12X22	260	32	52	VGFF150F25	VGFF150F25C

Flanges to AS4087 Fig B7 PN25.

All dimensions are quoted in millimetres.

Hand wheels, gearboxes, actuation, keys and spindle extensions available for all valves. Contact Clover for information on additional sizes not shown on this data sheet.